

Bridgeport
Downtown Special
Services District | DSSD

Annual Report

2022 to 2023

colorful
bridgeport



About

What We Do

As the Business Improvement District for the Park City, the mission of the Bridgeport Downtown Special Services District (DSSD) is to promote the preservation and development of the downtown business district; make the area more attractive and accessible; and enhance the public perception of downtown Bridgeport through overseeing and managing its appearance, security, and cleanliness.

Who We Are

The DSSD is operated under the direction of a nine member Board of Commissioners representing property owners in Downtown Bridgeport.

The Bridgeport DSSD is additionally powered by a wonderful team of committed residents, business owners, and property owners who volunteer their time, talent, and creativity to the work of our various committees. The DSSD would not be able to deliver critical services without the contributions of this Colorful Crew. Thank you to...

Committee Chairs

Alicia Cobb, *Art Simplified*

Chris DeAngelis, *Cabezas-DeAngelis Engineers and Surveyors*

Laurence Caso, *The Klein Memorial Auditorium*

Gemeem Davis, *Bridgeport Generation Now*

Steve di Costanzo, *WPKN 89.5 Community Radio*

David Green, *Cultural Alliance of Fairfield County*

Suzanne Kachmar, *City Lights Gallery/Bridgeport Art Trail*

Tim O'Connor, *Park City Compost*

Kim Morque, *Spinnaker Real Estate Partners*

Lisa Piazza, *Empower Bridgeport*

Chief Roderick Porter, *Bridgeport Police Department*

Ian Sacarny, *Crestwood Management*



OFFICERS

Philip Pires, Chairman
C&W Associates II, LP

David Iassogna, Vice Chairman
M&T Bank

Eric Gross, Treasurer
John Broadcannon, LLC

Robert Schneider, Secretary
Jimmy's A&N, LLC, Ex Officio

COMMISSIONERS

Javier Ceja
Downtown Strategic Group

Karolyn Egbert
Trefz Corporation

Fred Frassinelli
AMS Real Estate

Philip Kuchma
Kuchma Corporation

Ryan McClay
Forstone Capital, LLC

Max Pastor
Bordentown DB, LLC

City of Bridgeport
Andy Toledo, Ex Officio



Where We Work

The Downtown is bounded on the east by the Pequonnock River, by Route 8 on the west, by Interstate 95 to the south, and by East Washington Avenue to the north. See map above.

DAILY OPERATIONS TEAM


Lauren Coakley Vincent
President + CEO

Charles Suarez-Penn
Operations Manager

Marcella Kovac
Marketing Director

Services

We bolster the sense of culture and community in the heart of Downtown through open space beautification, our friendly team of Ambassadors who keep the district clean and safe, and a diverse array of activities, including the Color It In public art program, the Downtown Farmers Market, Small Business Saturday, and other events. Some of the Bridgeport DSSD's programming highlights from the past year include:



\$494,084

external
(non-assessment)
revenue generated

30

blocks of the district
kept clean and
beautiful by team
of five (5) Downtown
Ambassadors



14,727

trash bags collected
(double the amount
of last year)

990

instances of
graffiti and stickers
removed

12,247

visitors and
business owners
interacted with
Downtown
Ambassadors

680

hours spent
beautifying three (3)
public spaces and 51
ground planters




370

panhandling
diversions or
interventions

\$373,379

devoted to
clean and safe
programming



13

large scale public
art projects
completed, with
an additional 17
initiated



11,434

followers engaged
on social media

80

newsletters and
curated guides to
3,335 newsletter
subscribers



9,205

visitors attended
22 public events



77

partners (City and
local organizations)
on projects and
daily activities



387

hours of volunteer
time, equating to
\$12,906 invested
in the Downtown



50

decorative light
pole banners
installed, with
sponsorship by
local companies

\$473,098

devoted to
marketing and
placemaking

Financials

Statement of Financial Position (2022)

REVENUES	Budget	Actual	Favorable (Unfavorable)
Property Taxes	\$614,312	\$621,875	\$7,563
Sponsorship of Events and Programs	\$50,981	\$96,427	\$45,446
Grant Revenue	\$29,800	\$36,724	\$6,924
Other Revenue	\$51,000	\$10	(\$50,990)
Total Revenues	\$746,093	\$755,036	\$8,943
EXPENDITURES			
Streetscape Maintenance	\$355,874	\$353,694	(\$2,180)
Marketing	\$88,560	\$91,576	\$3,016
Creative Placemaking	\$89,550	\$94,565	\$5,015
Other Operating	\$198,181	\$196,525	(\$1,656)
Total Expenditures	\$732,165	\$736,360	\$4,195
NET REVENUE (LOSS)	\$13,928	\$18,676	\$4,748



Balance Sheets (2021 to 2022)

ASSETS	2022	2021
Cash and Cash Equivalents	\$158,935	\$106,223
Other Receivables, Primarily Grants and Sponsorships	\$24,540	\$32,000
Prepaid Expenses	\$8,057	\$2,548
Website Costs, Net of Accumulated Amortization	\$6,282	\$9,182
TOTAL ASSETS	\$197,814	\$149,953
LIABILITIES		
Accounts Payable and Accrued Expenses	\$73,479	\$39,144
Deferred Revenues	\$2,750	\$5,000
TOTAL LIABILITIES	\$76,229	\$44,144
FUND BALANCES		
Without Donor Restriction: Undesignated, Available for Operations	\$121,585	\$105,809
With Donor Restriction	\$0	\$0
TOTAL FUND BALANCES	\$121,585	\$105,809
Total Liabilities, Deferred Inflows of Resources, and Fund Balances		\$149,953

Thank you to our 2022 to 2023 sponsors! The Bridgeport DSSD is grateful for the following partners and sponsors who through their funding recognize the importance of investing in Downtown Bridgeport. Each company's contribution ensures that the sense of culture and community is bolstered with bright and vibrant placemaking activations all around Downtown Bridgeport's commercial district.

1188 Main Street Lofts
Access Educational Services
AKDO
All American Waste
AMS Real Estate
Antinozzi Associates
Aquarion Water Company
Berlinetta Brewing
Bijou Theatre
Brick and Barrel
Bridgeport City Council
Bridgeport Generation Now
Bridgeport Hospital/YNHH
Bridgeport Library
Cabezas-DeAngelis Engineers & Surveyors
City of Bridgeport
Cohen & Wolf, P.C.
Colorblends
Connecticut Humanities Fund
Connecticut Cultural Fund
Court Exchange, LLC
dogsname
Ernest and Joan Trefz Foundation
Forstone Capital

GE Credit Union
Greater Bridgeport Transit
Green & Gross, P.C.
Hi-Ho D'Addario Industries
Housatonic Community College
HSW Bridgeport
Indigo Massage Studio
Jimmy's Hip Hop
M&T Bank
Maggie Daly Arts Cooperative
NBALAB
Primrose Companies
PSEG Environmental Benefit Fund
Pullman & Comley, P.C.
Rapha Massage
Rum & Tequilla Fusion
SMG Corporate Services
Southern CT Black Chamber
The Bananaland
The WorkPlace
Time Equities, Inc.
University of Bridgeport
United Illuminating
Wali Kafé





Bridgeport
Downtown Special
Services District

DSSD

**938 Broad Street
Bridgeport, CT 06604
203-908-3622
hello@infobridgeport.com**



Follow Us

Instagram, Facebook,
YouTube and LinkedIn

@colorfulbridgeport



**colorful
bridgeport**

